



Week Commencing 8th February 2021

Day 1 - Monday

Literacy

Listen to the story 'Mad About Minibeasts'. Can you hear the rhyming words in the story? Tell a grown up all of the rhyming words you could hear. Choose one minibeast from the story, have a go at drawing it, and then label it (e.g. legs, eyes, spots etc).


Maths

Practise carefully counting from 0 - 20. We are amazing at ordering from 1 - 10 but sometimes the 'teen' numbers can be a little tricky. Can you cut out the ladybirds and put them in the correct order?

Now, have a go at ordering the caterpillars from the smallest to the biggest number:

<https://www.topmarks.co.uk/ordering-and-sequencing/caterpillar-ordering>


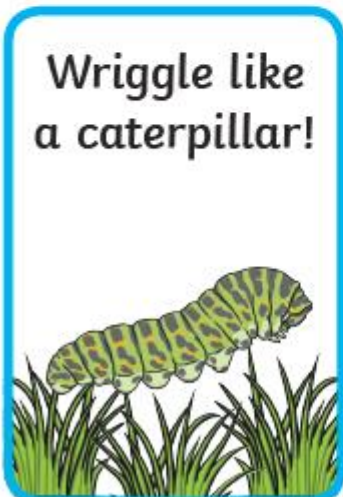
Cut and Stick Number Ordering (11-20)





Personal, Social and Emotional - Talk about habitats and why minibeasts like their habitat/home. Why do you like your home? What is your favourite thing about your home?

Physical Development - Can you have a go at completing all of these minibeast action cards?



Day 2 - Tuesday

Literacy

Write a 'Who Am I?' fact file for your favourite minibeast. Give 3 / 4 clues BUT don't tell us what it is.

For example, if I was to write:

'I have no legs.

I wriggle down in the mud.

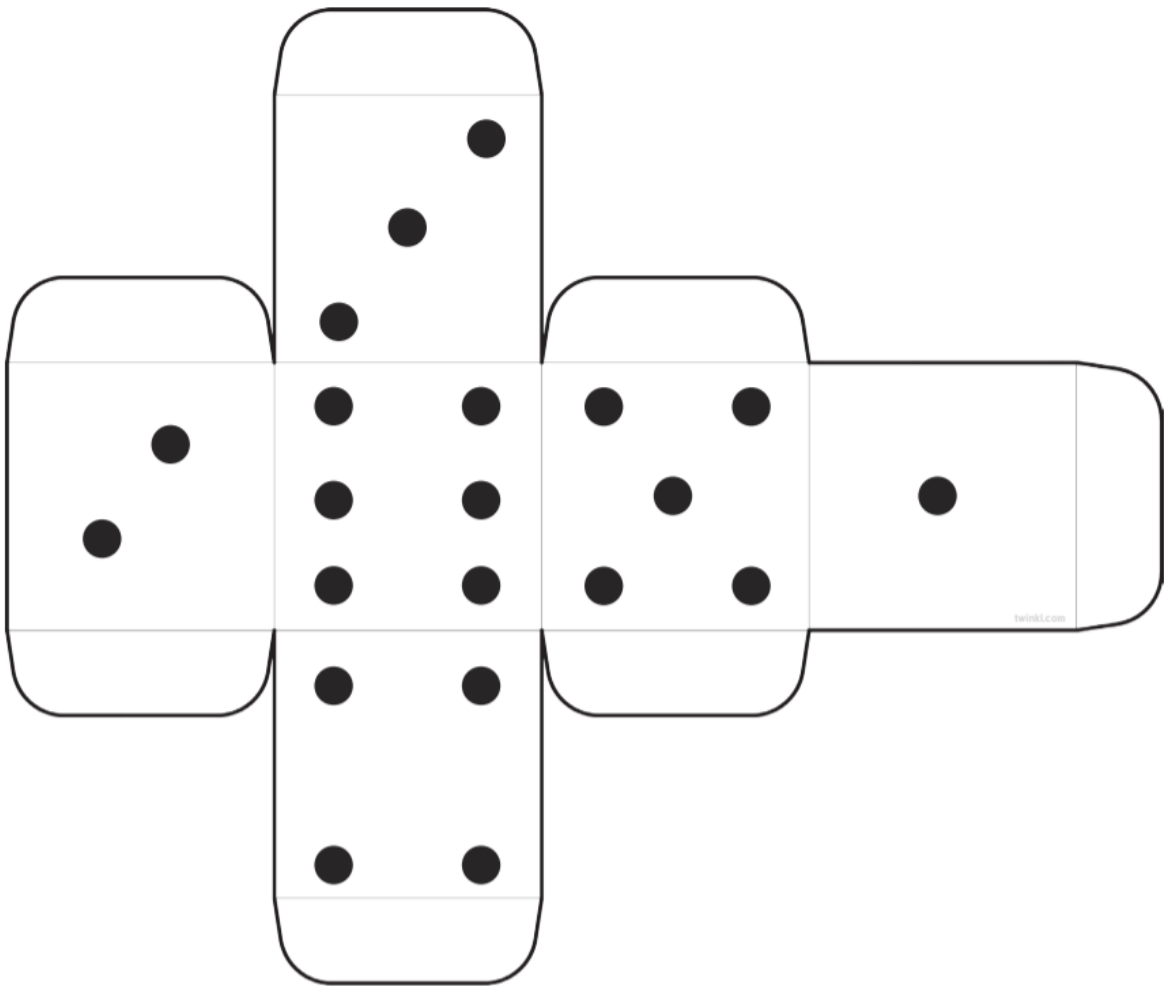
I am slimy to touch.

I am a _____'

Can you guess what minibeast I am?

Maths


















The spots on a dice are a little bit like the spots on a ladybird. Using 2 dice, you could make some using the template below, roll them and see if you can do some of your own addition and subtraction sums.



Understanding the World - Go on a minibeast hunt and tick off the minibeasts you can find!

Minibeast Hunt

Tick the minibeasts that you have found!

	spider	<input type="checkbox"/>		woodlouse	<input type="checkbox"/>
	slug	<input type="checkbox"/>		butterfly	<input type="checkbox"/>
	beetle	<input type="checkbox"/>		wasp	<input type="checkbox"/>
	crane fly (daddy-long-legs)	<input type="checkbox"/>		ladybird	<input type="checkbox"/>
	earwig	<input type="checkbox"/>		dragonfly	<input type="checkbox"/>
	snail	<input type="checkbox"/>		ant	<input type="checkbox"/>
	millipede	<input type="checkbox"/>		worm	<input type="checkbox"/>
	fly	<input type="checkbox"/>		caterpillar	<input type="checkbox"/>
	bee	<input type="checkbox"/>			

Communication and Language - Choose a minibeast and make up your own story of an adventure it goes on. Ask your grown up to record you so we can hear your fantastic stories!

Day 3 - Wednesday

Literacy

Listen to the story 'The Very Hungry Caterpillar' or if you have the story at home, you could read it with a grown up. Retell the story to a grown up and see if you can remember all of the food the very hungry caterpillar ate. Can you think of a minibeast we could write about instead of the hungry caterpillar, e.g. 'The very cheeky ladybird' or 'the very naughty worm'.

Write a sentence and draw a picture of your chosen minibeast.

Maths

Choose an activity, how many times do you think you can do it in 1 minute? Use a timer or stopwatch to help you time.

- Write your name
- Star jumps
- Count to 20
- Build a tower
- Clap your hands
- Stretch up and touch your toes

Estimate (take a really good guess) at how many times you think you can do it, then time and see if you were right!

Create it!



Challenge:

Make a junk model minibeast.

Make a minibeast from playdough.

Find a rock/pebble and turn it into a minibeast.





Day 4 - Thursday

Literacy

Look at the pictures of the minibeasts. Say a sentence about the picture and then have a go at writing it using your sounds. For example, a sentence for the first picture could be 'I can see a bee'.









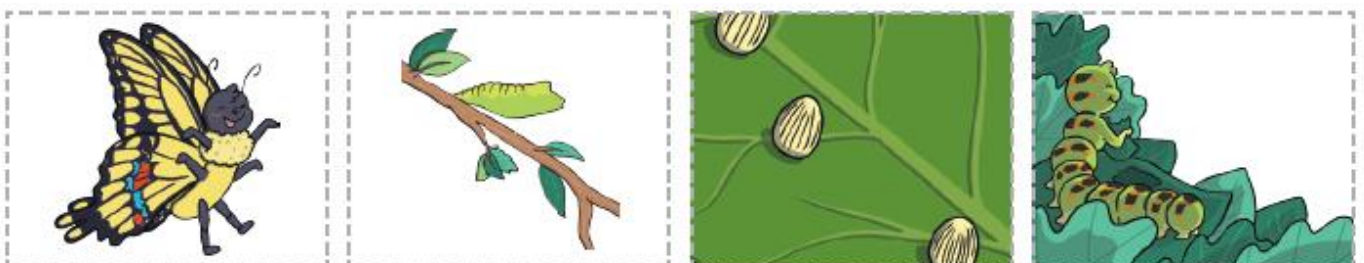
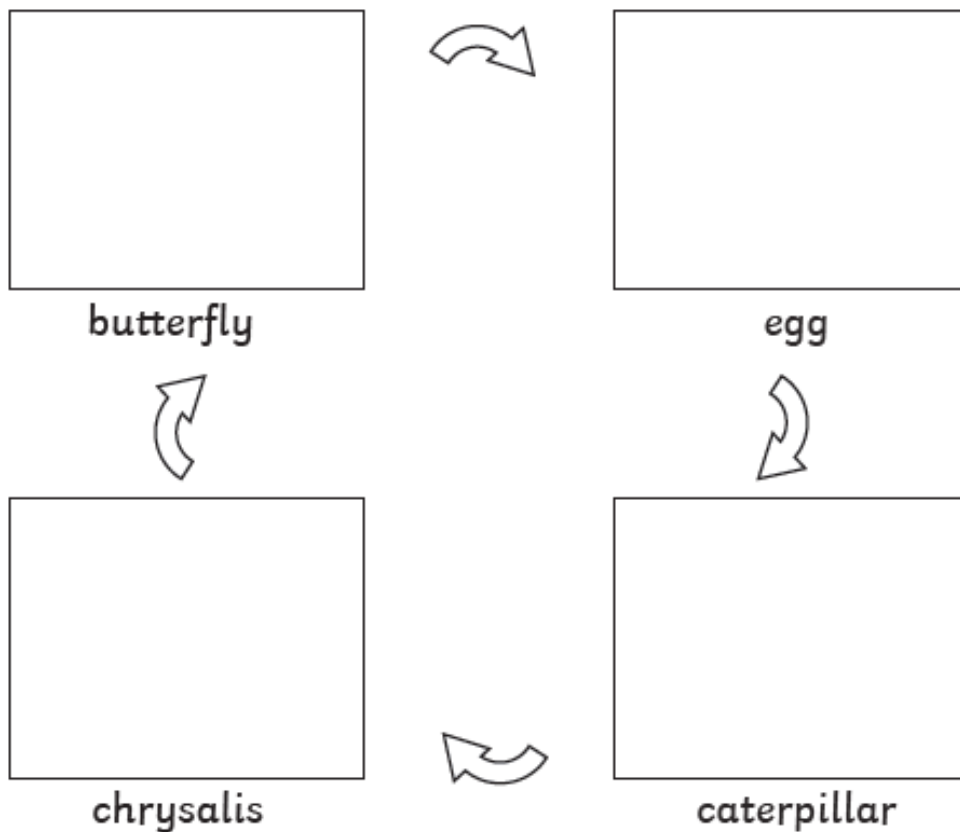
Maths

Using your dice you used/made earlier in the week, play a game called 'Beetle'. If you roll a 6: draw a body; 5: draw a head; 4- draw a leg; 3 - draw an antenna; 2 - draw an eye; 1 - draw a tail. Take a picture of your crazy minibeast that you draw.

Physical Development - Can you watch, listen and follow the Cosmic Yoga Minibeasts stories? (<https://www.youtube.com/watch?v=gIT-9Nnlun0>)

Understanding the World - Talk about the life cycle of a butterfly and then a human. Are they the same? Can you cut out the pictures and make the life cycle? (<https://www.youtube.com/watch?v=k4PgljcarTA>)

Life Cycle of a Butterfly



Day 5 - Friday

Literacy

On Sunday it is Valentine's Day, which is a special day when we can tell someone we love how much they mean to us and why we love them. Can you make a card for someone you love?

Maths

When we double a number, we add the same number to it e.g. double 1 is the same as $1 + 1$. Can you have a go at these ladybird doubles?

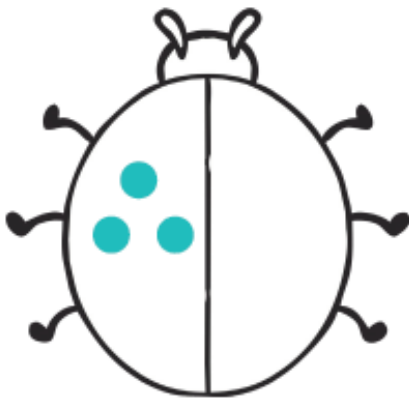
Ladybird Doubles



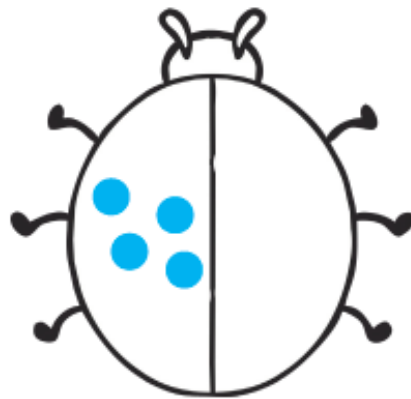
Double 1 is _____




Double 2 is _____



Double 3 is _____



Double 4 is _____



Double 5 is _____

Personal, Social and Emotional - What is your favourite minibeast? Are there any you are scared of? Why are you scared of them?

Communication and Language - Can you listen to the description your grown up gives you and find the matching minibeast?

**I will turn
into something
with wings.**

**I came out
of a chrysalis.**

I have 8 legs.

**I am very busy
making honey!**

I have spots!


**I have no
legs and am
wiggly.**

**I leave a
slimy trail.**

**I am very
strong and live
in a nest.**




ant



snail



caterpillar



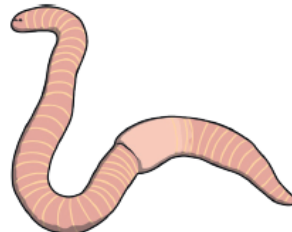
spider



butterfly



ladybird



worm



bee

Well done for another
fantastic week of learning
and enjoy your half term!

